
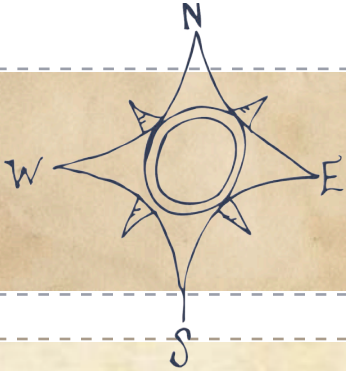




TREASURE HUNT CLUES



FOR AROUND THE HOUSE



Clue #1

If you're in a hungry mood, go here first and find some food.

Clue #2

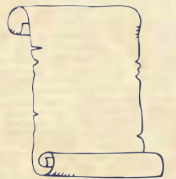
Now you're on your second clue, these go on before your shoes.

Clue #3

If you want your teeth to shine, pick this up and spend some time.

Clue #4

If you want to learn and grow, turn the page, get in the know.



Clue #5

Add some color to your days! Pick these up; you're on your way.

Clue #6

Take a walk and step outside, this is where you go to ride.



TREASURE HUNT CLUES

FOR AROUND THE HOUSE



Clue #7

Time to chill, time to think; please go here for a cool, cool drink.

Clue #8

Keep it clean and keep it dry.
Can you guess? Come on, just try!



Clue #9

You're almost at the very end.
This is where your guests come in.

Clue #10

The final clue. The final prize. Look into this to see your eyes.



You found all the clues.

CONGRATULATIONS!

hiding instructions

1. Hand clue #1 to your children.
2. Hide clue #2 in the kitchen, in your pantry or where you store food.
3. Hide clue #3 in your child's sock drawer.
4. Hide clue #4 by your child's toothbrush.
5. Hide clue #5 in a book, with part of it sticking out from the pages.
6. Place clue #6 near some crayons.
7. Hide clue #7 near your car, a bike, or even a scooter.
8. Hide clue #8 in, or tape on, your refrigerator.
9. Hide clue #9 near your washer or dryer.
10. Hide clue #10 at your front door.
11. Place the congratulations clue and maybe a prize near or on a mirror.



NATURE SCAVENGER HUNT

FIND THESE:

TOUCH

- Smooth Rock
- 3 Types of Tree Bark
- Prickly Pinecone
- Soft Flower Petal
- Bunches of Leaves
- Tall Wiry Grass
- Hard Acorn
- Wet Mud

SEE

- Two Similar Rocks
- Animal Footprints
- Crawling Ant
- Spiderweb
- Flying Bird
- 3 Kinds of Leaves
- Multi-colored Rock
- Something:
red, orange, yellow,
green, blue, purple

SMELL

- Flower Blossoms
- Green Grass
- Old Leaves
- Pine Tree
- Dirt
- Piece of Trash
- Fungus or Moss
- Water

**MAKE A NATURE COLLAGE
OF ALL THE ITEMS THAT YOU FOUND!**

COLORFUL *treasure* HUNT

CLUES FOR KIDS



Color me chocolate, color me white,
I make your cereal taste just right.



Now you're on your second clue.
Find something the color _____.



What's your favorite color? You know
what I mean? Some people love the
color _____.



Having fun? Please don't frown. The
next clue is near something _____.



If you want to see a color that you
are wearing, go to this and do
some staring.



If you mix red and blue, you get
your next clue.

COLORFUL *treasure* HUNT

CLUES FOR KIDS



A little yellow, a little green, that's where your next clue is seen.



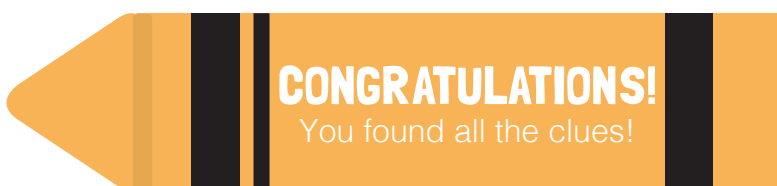
This kind of metal helps you eat. It's silver in color and keeps you neat.



It's often the color of racing tracks, it's very dark, this color is _____.



Your final clue is colors all, you use these when you draw.



hiding instructions

1. Hand Clue #1 to your children.
2. Hide Clue #2 near milk.
3. Hide Clue #3 near something blue.
4. Hide Clue #4 near something green.
5. Hide Clue #5 near something brown.
6. Place Clue #6 on a mirror.
7. Hide Clue #7 near something purple.
8. Hide Clue #8 near something orange.
9. Hide Clue #9 near your silverware.
10. Hide Clue #10 near something black.
11. Hide the Congratulations Clue near crayons or markers.