



# BACK to SCHOOL



TREASURE HUNT FOR KIDS



## Clue #1

Two plus two equals four. Off to school and through the \_\_\_\_\_.

## Clue #2

Touch your head, touch your nose, put these on to cover your toes.

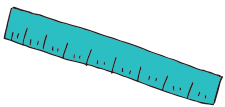



## Clue #3

You're doing super! Look and look! To get real smart read a \_\_\_\_\_!

## Clue #4

To do well in school you need your rest. Now go to where you sleep your best!



## Clue #5

A smile can make your day more bright. This can make your teeth just right.

## Clue #6

Power up and eat some fuel, before you start your day at school.





# BACK to SCHOOL



TREASURE HUNT FOR KIDS

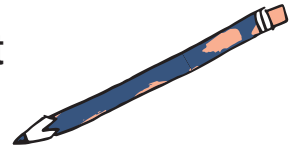


## Clue #7

When you draw, when you write, these can make your paper bright!

## Clue #8

Before you walk, before you run, put these on, you're almost done!



Aa Bb Cc

## Clue #9

You're so awesome! You've done great! Look at this so you're not late.

## Clue #10

Back to school? Don't be bugged. Go to Mom and get a hug!



You found all the clues.

# CONGRATULATIONS!

## hiding instructions

1. Hand clue #1 to your children.
2. Hide clue #2 on a door.
3. Hide clue #3 in your child's sock drawer.
4. Hide clue #4 near books.
5. Hide clue #5 in your child's bed or on their pillow.
6. Place clue #6 near their toothbrush.
7. Place clue #7 in the refrigerator or food pantry.
8. Hide clue #8 near crayons, colored pencils, or markers.
9. Hide clue #9 near their shoes, or in a shoe.
10. Hide clue #10 near a clock.
11. Place a surprise near you, where they'll be led to with their final clue.