

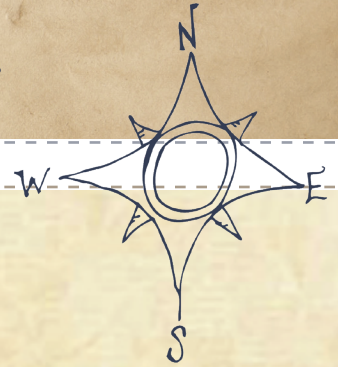


Treasure Hunt Clues

FOR AROUND THE HOUSE

Clue #1

If you're in a hungry mood,
go here first and find some food.



Clue #2


Now you're on your second clue,
these go on before your shoes.

Clue #3

If you want your teeth to shine,
pick this up and spend some time.

Clue #4

If you want to learn and grow,
turn the page, get in the know.



Clue #5

Add some color to your days!
Pick these up; you're on your way.

Clue #6

Take a walk and step outside,
this is where you go to ride.



Treasure Hunt Clues

FOR AROUND THE HOUSE



Clue #7

Time to chill, time to think;
please go here for a cool, cool drink.

Clue #8

Keep it clean and keep it dry.
Can you guess? Come on, just try!




Clue #9

You're almost at the very end.
This is where your guests come in.

Clue #10

The final clue. The final prize.
Look into this to see your eyes.



You found all the clues.
CONGRATULATIONS!

Hiding instructions

1. Hand clue #1 to your children.
2. Hide clue #2 in the kitchen, in your pantry or where you store food.
3. Hide clue #3 in your child's sock drawer.
4. Hide clue #4 by your child's toothbrush.
5. Hide clue #5 in a book, with part of it sticking out from the pages.
6. Place clue #6 near some crayons.
7. Hide clue #7 near your car, a bike, or even a scooter.
8. Hide clue #8 in, or tape on, your refrigerator.
9. Hide clue #9 near your washer or dryer.
10. Hide clue #10 at your front door.
11. Place the congratulations clue and maybe a prize near or on a mirror.